






■ Features :

- Constant voltage design
- Universal AC input / Full range
- Epoxy encapsulated with IP67 level
- Withstand 300VAC surge input for 5 seconds
- Protections: Short circuit / Overload / Over voltage
- Fully isolated plastic case
- Cooling by free air convection
- UL1310 Class 2 power unit, pass LPS
- 100% full load burn-in test
- Low cost, high reliability
- Suitable for LED lighting and moving sign applications
- 2 years warranty

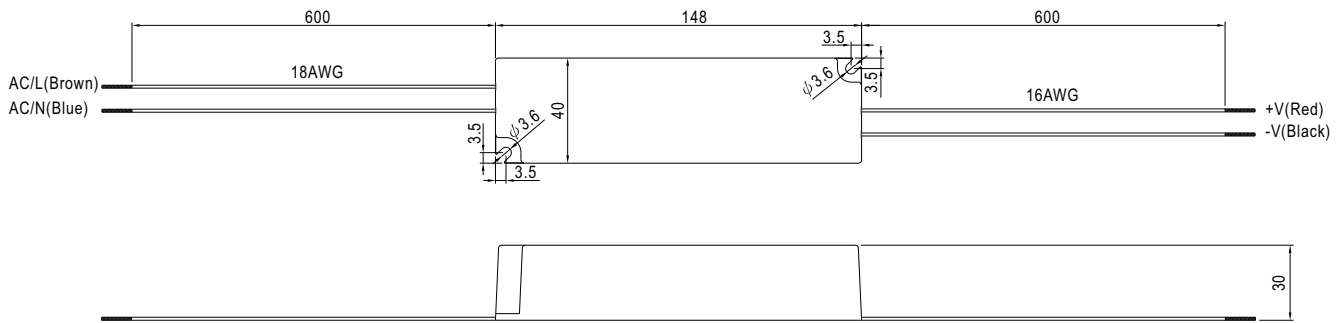
LPS IP67   

SPECIFICATION

MODEL	LPV-35-5	LPV-35-12	LPV-35-15	LPV-35-24	LPV-35-36	
OUTPUT	DC VOLTAGE	5V	12V	15V	24V	36V
	RATED CURRENT	5A	3A	2.4A	1.5A	1A
	CURRENT RANGE	0 ~ 6A (Note.7)	0 ~ 3A	0 ~ 2.4A	0 ~ 1.5A	0 ~ 1A
	RATED POWER	30W	36W	36W	36W	36W
	RIPPLE & NOISE (max.) Note.2	80mVp-p	120mVp-p	120mVp-p	150mVp-p	150mVp-p
	VOLTAGE TOLERANCE Note.3	±6.0%	±5.0%			
	LINE REGULATION	±1.0%				
	LOAD REGULATION	±4.0%	±2.0%			
	SETUP, RISE TIME Note.6	500ms, 20ms / 230VAC	500ms, 20ms / 115VAC at full load			
HOLD UP TIME (Typ.)	50ms/230VAC	16ms/115VAC at full load				
INPUT	VOLTAGE RANGE	90 ~ 264VAC				
	FREQUENCY RANGE	47 ~ 63Hz				
	EFFICIENCY (Typ.)	77%	84%	84%	85%	85%
	AC CURRENT	1.1A/115VAC 0.7A/230VAC				
	INRUSH CURRENT(max.)	COLD STAR 30A/115VAC 60A/230VAC				
LEAKAGE CURRENT	0.25mA / 240VAC					
PROTECTION	OVER CURRENT Note.4	110 ~ 150% rated output power Protection type : Hiccup mode, recovers automatically after fault condition is removed				
	OVER VOLTAGE	5.75 ~ 6.75V	13.8 ~ 16.2V	17.25 ~ 20.25V	27.6 ~ 32.4V	41.4 ~ 48.6V
ENVIRONMENT	WORKING TEMP.	-30 ~ +75°C (Refer to output load derating curve)				
	WORKING HUMIDITY	20 ~ 90% RH non-condensing				
	STORAGE TEMP., HUMIDITY	-40 ~ +80°C, 10 ~ 95% RH				
	TEMP. COEFFICIENT	±0.03%/°C (0 ~ 50°C)				
	VIBRATION	10 ~ 500Hz, 2G 10min./1cycle, period for 60min. each along X, Y, Z axes				
SAFETY & EMC	SAFETY STANDARDS	UL1310 Class 2, CAN/CSA C22.2 No. 223-M91, IP67 approved, design refer to TUV EN60950-1, EN61347-2-13				
	WITHSTAND VOLTAGE	I/P-O/P:3KVAC				
	ISOLATION RESISTANCE	I/P-O/P:>100M Ohms / 500VDC / 25°C / 70% RH				
	EMI CONDUCTION & RADIATION	Compliance to EN55022 (CISPR22) Class B				
	HARMONIC CURRENT	Compliance to EN61000-3-2,-3				
OTHERS	EMS IMMUNITY	Compliance to EN61000-4-2,3,4,5,6,8,11; ENV50204, EN55024, light industry level, criteria A				
	MTBF	743.5Khrs min. MIL-HDBK-217F (25°C)				
	DIMENSION	148*40*30mm (L*W*H)				
NOTE	PACKING	0.34Kg; 40pcs/14.6Kg/0.63CUFT				
		<ol style="list-style-type: none"> 1. All parameters NOT specially mentioned are measured at 230VAC input, rated load and 25°C of ambient temperature. 2. Ripple & noise are measured at 20MHz of bandwidth by using a 12" twisted pair-wire terminated with a 0.1uF & 47uF parallel capacitor. 3. Tolerance : includes set up tolerance, line regulation and load regulation. 4. Derating may be needed under low input voltage. Please check the derating curve for more details. 5. The power supply is considered a component which will be installed a final equipment. The final equipment must be re-confirmed that it still meets EMC directives. 6. Length of set up time is measured at first cold start. Turning ON/OFF the power supply may lead to increase of the set up time. 7. LPV-35-5 can provide 6A of output current continuously. Based on the requirement of UL1310 class 2, the output current is only certified up to 5A for the test report of LPV-35-5. 				

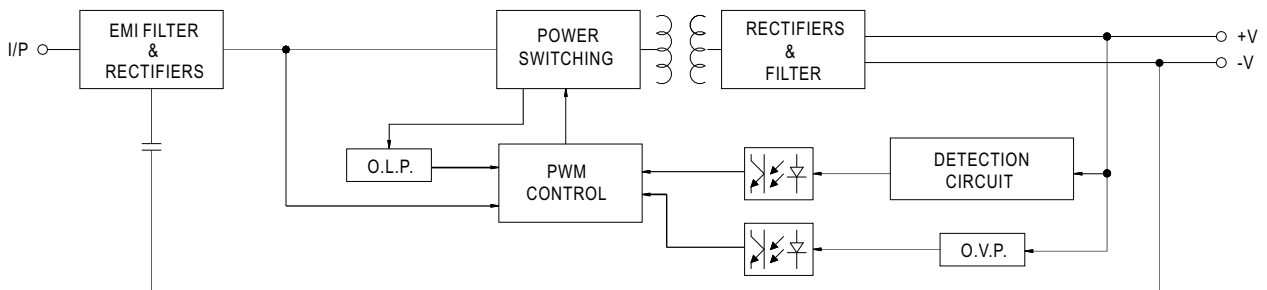
Mechanical Specification

Case No.975A Unit:mm

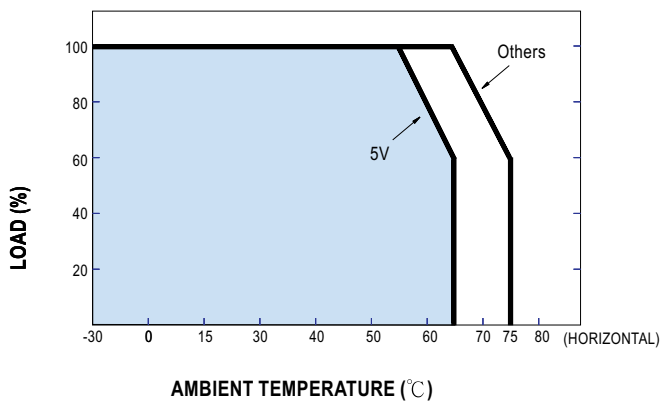


Block Diagram

fosc : 65KHz



Derating Curve



Static Characteristics

