

YSDN150 SERIES 150W



Our metal case power family designed with slim housing and for full range AC input from 90V AC TO 264V AC.

The series are single phase PSU, providing adjustable DC output voltage. They have high efficiency and operate in wide temperature range.

The series can widely used for industrial automation & control systems, varied equipments, etc.

Features



DC O/P Voltage Adjustable



Universal AC Input 90-264V



Protection: Short Circuit/Overload /Over Voltage/Over Temperature



Free Air Convection Design



Installation: DIN Rail TS-35/7.5 & 15



Three Years Warranty

Model Information

Part number	DC VOLTAGE	RATED CURRENT (Max.)	RATED POWER	VOLTAGE ADJ. RANGE
YSDN-120-12	12V	10A	120W	12-14V
YSDN-120-24	24V	5A	120W	24-28V
YSDN-120-48	48V	2.5A	120W	48-55V
YSDN-150-24	24V	6.25A	150W/230V AC	24-28V

Input

VOLTAGE RANGE	90 ~ 264VAC, 127 ~ 370VDC [DC input by connecting AC/L(+), AC/N(-)]	
FREQUENCY RANGE	47~63Hz	
EFFICIENCY (Typ.)	85.5%	YSDN-120-12
	88%	YSDN-120-24
	89%	YSDN-120-48
	87%	YSDN-150-24
AC CURRENT (Typ.)	2.25A/115VAC	
	1.3A/230VAC	
INRUSH CURRENT (Typ.)	47.8A/115VAC	
	92.5A/230VAC	
LEAKAGE CURRENT	<1mA / 240VAC	

Output

RIPPLE & NOISE (max.)	100mVp-p	YSDN-120-12
	120mVp-p	YSDN-120-24
	150mVp-p	YSDN-120-48
	150mVp-p	YSDN-150-24
VOLTAGE TOLERANCE	±2.0%	
LINE REGULATION	±0.5%	
LOAD REGULATION	±1.0%	
SETUP, RISE TIME	1200ms, 60ms/230VAC at full load	
	2500ms, 60ms/115VAC at full load	
HOLD UP TIME (Typ.)	16ms/230VAC at full load	
	10ms/115VAC at full load	

Protection

OVER LOAD	105 ~ 130% rated output power Protection type: Constant current limiting, recovers automatically after fault condition is removed	
OVER VOLTAGE	14- 17V	YSDN-120-12
	29 ~ 33V	YSDN-120-24
	56 ~ 65V	YSDN-120-48
	29-33V	YSDN-150-24
	Protection type: Shut down o/p voltage, re-power on to recover	
OVER TEMPERATURE	Shut down o/p voltage, re-power on to recover	

Environment

WORKING TEMP.	-20 ~ +70°C (Refer o "Derating Curve")	
WORKING HUMIDITY	20 ~ 95% RH non-condensing	
STORAGE TEMP.	-40 ~ +85°C, 10 ~ 95% RH	
STORAGE HUMIDITY	10 ~ 95% RH	
MTBF	200,000 Hours Minimum a Full Load a 25°C Ambient	

SAFETY & EMC (Note 4)

SAFETY STANDARDS	UL508, BS/EN62368-1
WITHSTAND VOLTAGE	I/P-0/P:3KVAC I/P-FG:2KVAC O/P-FG:0.5KVAC
ISOLATION RESISTANCE	I/P-0/P, I/P-FG, O/P-FG:>100M Ohms / 500VDC / 25°C/ 70% RH
EMC EMISSION	Compliance o BS EN/EN55032, BS EN/EN61000-3-2,-3
EMC IMMUNITY	Compliance o BS EN/EN61000-4-2,3,4,5,6,8,11, BS EN/EN55035, BS EN/EN61000-6-2 (BS EN/EN50082-2)

Note

1. All parameters NOT specially mentioned a 230VAC input, rated load and 25°C of ambient temperature.
2. Ripple&noise are measured from peak o peak with band width limit of 20MHz (0.1uF and 47uF/50V parallel capacitor under DC output full load, AC nominal input 25°C ambient temperature).
3. Installation clearances: op with 40mm, bottom with 20mm, left and right with 5mm. Increase he space to 10-15mm when he adjacent device is heat source.
4. Derating may be needed under low input voltage. Please check he derating curve for more details.
5. Efficiency test after 30 minutes of burn-in
6. The ambient temperature derating of 3.5 °C/1000m for operating altitude higher than 2000m(6500f).

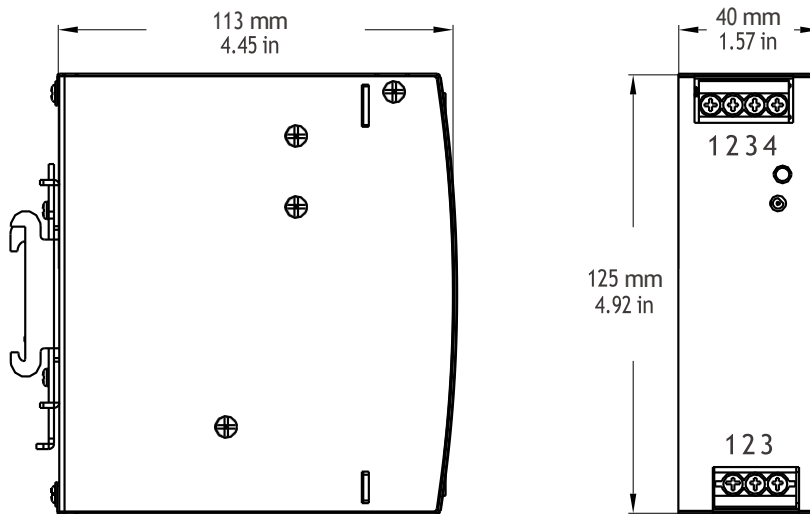
Dimensions & Weight

Length:	40mm / 1.57in
Width:	125mm / 4.92in
Height:	113mm / 4.45in
Weight:	0.6kg

Packing

Carton Size:	31.5 x 30 x 30 CM 12.4 x 11.8 x 11.81 in
Master Carton Quantities:	20pcs / Carton

Mechanical Specification



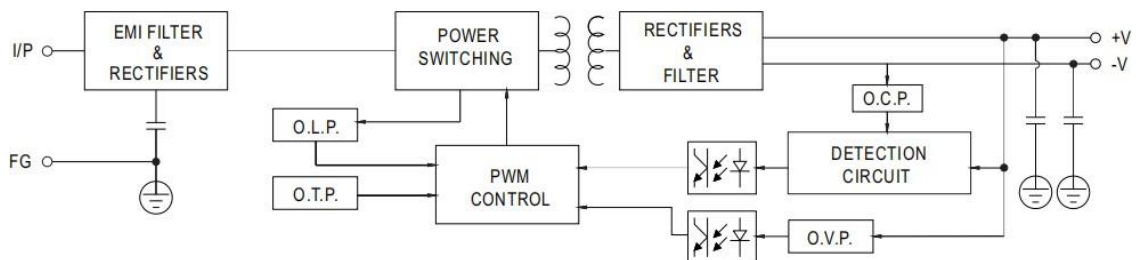
Input

No.	Description
1	FG ⊕
2	AC/N
3	AC/L

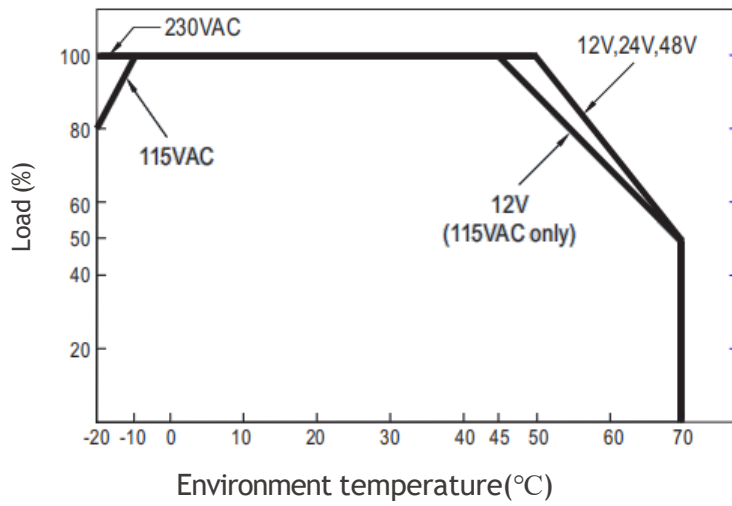
Output

No.	Description
1,2	DC OUTPUT -V
3,4	DC OUTPUT +V

Block Diagram



Deduction Curve And Temperature



Minus Output And Input Voltage Curves

